



“Uumbaji wa Mungu -- God’s Creation” Book Project from Hearts in Unity



With as many as 20 students sharing a single textbook in many schools in Tanzania, the books that are in the school classrooms in this 3rd world country are truly treasured. Imagine what it is like for a Sunday School teacher in the village church where there are no supplementary teaching materials at all – no text books or other written materials to help teach the many wonderful stories from the Bible.

Making small “Uumbaji was Mungu -- God’s Creation” books is a unique and heartwarming project for you, for your family, or for the people in your church or faith community to work on.

It's fun and easy! Using pre-designed book pages available from Hearts in Unity, you draw a picture/design the front cover of the book, draw pictures of God’s creation on the inside pages, and then assemble the books.



The books are returned to Hearts in Unity where they are then shipped to Tanzania, and placed in the hands of children who are delighted to have a book like this of their very own.

A Description of the Book

Each completed book is 5½-inch by 4¼-inch and consists of the following stapled pages:

- **1 front cover page** (printed with the words “Uumbaji wa Mungu”)
- **9 inside book pages** (printed with words and phrases in English and Swahili)
- **2 pieces clear transparency film (plastic sheet)** (over the front & back covers)

Preparing the Book Pages

When you print one set of the 10 book pages, this set of printed sheets will be cut to make a total of 4 books.

Front Cover Page

1. Photocopy or print the front cover page onto plain white paper or cardstock. The pages (layout/margins) are designed for printing on one side of the paper. Please do not make 2-sided (duplex) copies.
2. Cut the printed sheet into quarters (5½-inch by 4¼-inch size).

Inside Book Pages (with English/Swahili words/phrases)

1. Photocopy or print (single-sided) the inside book pages (9 pages in total) onto plain white paper.
2. Cut each printed sheet into quarters (5½-inch by 4¼-inch size)

Clear Transparency Film (plastic sheets)

1. Cut an 8½-inch by 11-inch sheet of transparency film into quarters (5½-inch by 4¼-inch size). ONE sheet of transparency film provides the front and back cover for TWO books.

As an alternative, you can order pre-prepared “book kits” from Hearts in Unity that will be mailed to you. A donation covers the cost of the preparation of the kits -- paper, transparency film, printing, and cutting, plus shipping the covers/pages to you, and shipping the books to the Tanzania children once you return your completed books to Hearts in Unity. Please see the order form on page 3 of this document if you are interested in ordering the Hearts in Unity “book kits” as a quick and easy way for you to get started with this amazing project for the benefit of the children of Tanzania.

Decorating the Book

Front Cover

Draw pictures/designs on the front cover page (the page printed with “Uumbaji wa Mungu”)

- You should try to make the book cover as colorful as possible. Please use only colored pencils (markers bleed if the books get damp, and crayons leave small wax shavings). The kids in Tanzania love to see colorful pictures, just as you might want to see if you received a book as a gift from someone,.
- Good choices for pictures to draw on the front cover page would include anything that God created:
 - **nature** – flowers, trees, rainbows, clouds, sun, rivers, mountains, etc.
 - **animals** – especially animals that the children in Tanzania are familiar with (giraffes, lions, elephants, leopards, cheetahs, cows, goats, chickens, dogs, cats, birds)
 - **people** – a drawing of you, of your family, or your friends – doing the things you like
 - Another good idea would be to draw **colorful designs** on the front cover page – such as stripes, swirls, polka dots, squares, triangles, etc.



“Uumbaji wa Mungu -- God’s Creation” Book Project from Hearts in Unity



(Instructions continued...)

Inside Book Pages (9 total)

- **Page 1** of the book is the dedication page. This page will let the child in Tanzania know who made the book for them. Write your first name on the line for “My name is...”
- Book **pages 2 and 9** do not require any drawings, but you are welcome to color/decorate these pages with colored pencils, if desired.
- Book **pages 3 through 8** each include an area for a drawing a picture with colored pencils that is related to the part of the story that is written on the page. For example:
 - On page 3, draw **sky/clouds** and **water**
 - On page 4, draw **trees, flowers and/or food**
 - On page 5, draw **stars**, the **moon and/or the sun**
 - On page 6, draw a **fish and/or a bird**
 - On page 7, draw the **animal(s)** of your choice
 - On page 8, draw a picture of **yourself and/or other people**

Assembly of the Books

1. Place the book pages in the following order:
 1. One piece of transparency film
 2. One front cover page (the page with the words “Uumbaji wa Mungu”)
 3. Pages 1-9 (in numerical order)
 4. One piece of transparency film
2. Tap the edges of pages on a flat surface (the side opposite of where the staples will be) so that they are even.
3. Staple the left margin of the book with 3 evenly spaced staples. Try to place the top and bottom staples approximately ½ inch from the top/bottom edges of the book.
4. Place the book on the piece of cardboard with the front cover facing down. Using the cardboard will keep the table surface from being damaged. Using a hammer, flatten the staples. Alternatively, you can use a needle-nose pliers to press the staples flat. Flattening the staples makes for a more compact shipment, and also is safer for the children who receive the books.
5. Affix one piece of scotch tape on the back cover of the book over all 3 staples. The ends of the tape do not need to extend to the ends of the book, but do need to fully cover the staples. If the ends of the tape do extend beyond the edges of the book, please trim the tape ends with a scissors. This tape protects the children from any sharp points on the staples.

Shipment of the Books to Hearts in Unity

This is an ongoing project. Completed books can be shipped at any time to Hearts in Unity at the following address.

Hearts in Unity
P.O. Box 41
Germantown, Wisconsin 53022 USA

To minimize your postage costs, request the “Media Mail Rate” (if available) from the post office when returning your books to Hearts in Unity. Once received, the books will be shipped to children in our Tanzanian villages.

If you have printed/prepared your own book pages, monetary donations to help offset the cost of shipping the books to Tanzania are appreciated also (\$3 per pound covers the cost of shipment from the U.S. to Tanzania). If you would like to assist with a donation towards shipping costs, please make your check or money order payable to “Hearts in Unity” and include it with the books sent to our USA address.

Asante sana! Thank you for your support of the children in Tanzania through this book project.

Questions? If you have any questions, please contact us by email at hearts_in_unity@yahoo.com



“Uumbaji wa Mungu -- God’s Creation” Book Project from Hearts in Unity



**I’m interested in participating in this Hearts in Unity Book Project
as a gift for the children of Tanzania.**

I’d like to order pre-prepared supplies to make books for the kids.

(“Book kits” are available for shipping only to USA addresses at this time.)

Select the quantity of books kits you would like to order:

For example:

If you would like to order 20 book kits, each kit is \$1.00. If you would like to order 150 kits, each kit is \$0.85.

Choose one:

- ♥ **1–25** book kitsI would like to order (qty) _____ individual kits @ **\$1.00** each = \$ _____
- ♥ **26–50** book kitsI would like to order (qty) _____ individual kits @ **\$0.95** each = \$ _____
- ♥ **51–100** book kitsI would like to order (qty) _____ individual kits @ **\$0.90** each = \$ _____
- ♥ **101–200** book kitsI would like to order (qty) _____ individual kits @ **\$0.85** each = \$ _____
- ♥ **201–500** book kitsI would like to order (qty) _____ individual kits @ **\$0.80** each = \$ _____
- ♥ **500 or more** book kitsI would like to order (qty) _____ individual kits @ **\$0.75** each = \$ _____

The cost per book kit includes all pre-printed and pre-cut pages for the book (cover pages, inside book pages, transparency film), plus the cost of shipping the book kits to you, and the cost of shipping your completed books to Tanzania after you return them to Hearts in Unity.



Your First Name _____ Last Name _____

Mailing Address _____

City _____ State _____ Zip _____

Email Address _____ Phone _____



Please return this “book kit” order form with your check payable to “Hearts in Unity” to:

**Hearts in Unity
P.O. Box 41
Germantown, Wisconsin 53022**

Karibu! Welcome to the mission of Hearts in Unity!
Asante sana! Thank you for opening your heart to the children of Tanzania.

**UUMBAJI
WA MUNGU**

God's Creation

**UUMBAJI
WA MUNGU**

God's Creation

**UUMBAJI
WA MUNGU**

God's Creation

**UUMBAJI
WA MUNGU**

God's Creation

My name is...

Jina langu...

I made this book for you.

Nimetengeneza kijitabu
hiki kwa ajili yako

My name is...

Jina langu...

I made this book for you.

Nimetengeneza kijitabu
hiki kwa ajili yako

My name is...

Jina langu...

I made this book for you.

Nimetengeneza kijitabu
hiki kwa ajili yako

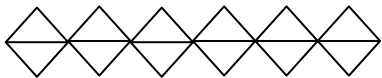
My name is...

Jina langu...

I made this book for you.

Nimetengeneza kijitabu
hiki kwa ajili yako

Hapo mwanzo
Mungu aliziumba
mbingu na nchi,
kisha akaumba
mchana na usiku.



In the beginning,
God created
heaven and earth,
and he created
day and night.

Hapo mwanzo
Mungu aliziumba
mbingu na nchi,
kisha akaumba
mchana na usiku.



In the beginning,
God created
heaven and earth,
and he created
day and night.

Hapo mwanzo
Mungu aliziumba
mbingu na nchi,
kisha akaumba
mchana na usiku.




In the beginning,
God created
heaven and earth,
and he created
day and night.


Hapo mwanzo
Mungu aliziumba
mbingu na nchi,
kisha akaumba
mchana na usiku.




In the beginning,
God created
heaven and earth,
and he created
day and night.




Mungu aliumba anga na maji.
God made
the sky and the water.




Mungu aliumba anga na maji.
God made
the sky and the water.



Mungu aliumba anga na maji.
God made
the sky and the water.




Mungu aliumba anga na maji.
God made
the sky and the water.




Mungu aliumba arthi na miti,
maua na mimea kwa ajili ya Chakula.

God made the land. And God
made the trees, the flowers
and the plants to grow food.




Mungu aliumba arthi na miti,
maua na mimea kwa ajili ya Chakula.

God made the land. And God
made the trees, the flowers
and the plants to grow food.




Mungu aliumba arthi na miti,
maua na mimea kwa ajili ya Chakula.

God made the land. And God
made the trees, the flowers
and the plants to grow food.




Mungu aliumba arthi na miti,
maua na mimea kwa ajili ya Chakula.


God made the land. And God
made the trees, the flowers
and the plants to grow food.




Mungu aliumba
nyota na mwezi na jua.
God made the stars,
and the moon and the sun.



Mungu aliumba
nyota na mwezi na jua.
God made the stars,
and the moon and the sun.




Mungu aliumba
nyota na mwezi na jua.
God made the stars,
and the moon and the sun.




Mungu aliumba
nyota na mwezi na jua.
God made the stars,
and the moon and the sun.




Mungu aliumba
samaki na ndege
God made
the fish and the birds.




Mungu aliumba
samaki na ndege
God made
the fish and the birds.




Mungu aliumba
samaki na ndege
God made
the fish and the birds.



Mungu aliumba
samaki na ndege
God made
the fish and the birds.




Mungu aliumba wanyama.
God made the animals.




Mungu aliumba wanyama.
God made the animals.




Mungu aliumba wanyama.
God made the animals.




Mungu aliumba wanyama.
God made the animals.




Mungu aliumba wanadamu
na Mungu aliniumba mimi.
God made the people
and God made me.



Mungu aliumba wanadamu
na Mungu aliniumba mimi.
God made the people
and God made me.

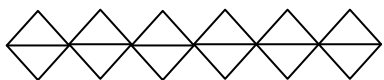


Mungu aliumba wanadamu
na Mungu aliniumba mimi.
God made the people
and God made me.



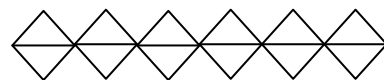
Mungu aliumba wanadamu
na Mungu aliniumba mimi.
God made the people
and God made me.

Mungu aliangalia
kila kitu alichoumba
na tazama ni
chema sana kasha
akapumzika.



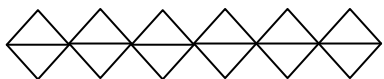
God saw everything
He made and He saw
it was all very good.
And then God rested
from all of His work.

Mungu aliangalia
kila kitu alichoumba
na tazama ni
chema sana kasha
akapumzika.



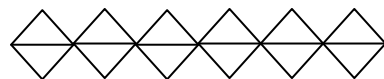
God saw everything
He made and He saw
it was all very good.
And then God rested
from all of His work.

Mungu aliangalia
kila kitu alichoumba
na tazama ni
chema sana kasha
akapumzika.



God saw everything
He made and He saw
it was all very good.
And then God rested
from all of His work.

Mungu aliangalia
kila kitu alichoumba
na tazama ni
chema sana kasha
akapumzika.



God saw everything
He made and He saw
it was all very good.
And then God rested
from all of His work.