



“Numbers/Counting” Book Project from Hearts in Unity

Children in Tanzania begin to learn English when they are in third grade. But textbooks for every subject, including books to help the students learn English, are scarce in so many Tanzanian classrooms. Often, as many as 20 students must share a single textbook.

Making small number/counting books is a wonderful project for individuals and for schools, churches, Scout Troops, 4-H Clubs, community service clubs and more. It's fun and easy!

It's easy! Just print the pre-designed book pages, cut the printed pages into quarter-sheets, color the book pages, and then assemble the books.

The books are returned to Hearts in Unity where they are then shipped to schools in Tanzania, and placed in the hands of children who are delighted to have a book of their very own to help them learn English.



Preparing the Book Pages

1. Print the book pages onto plain 8.5-inch by 11-inch white paper.
2. Cut each sheet of paper into quarters (5½-inch by 4¼-inch size).
3. On the dedication page, write your first name on the line for "My name is..."
4. Color the pictures on each page.
5. Cut an 8½-inch by 11-inch sheet of clear transparency film into quarters (5½-inch by 4¼-inch size).

Assembly of the Books

1. Place the book pages in the following order:
 1. One piece of transparency film
 2. One front cover page (with the words "My Book of Numbers")
 3. One dedication page (the "My name is..." page)
 4. 10 inside book pages (in order of #1 through #10)
 5. One piece of transparency film
2. Tap the edges of pages on a flat surface (the side opposite of where the staples will be) so that they are even.
3. Staple the left margin of the book with 3 evenly spaced staples. Make sure the outer 2 staples are approximately ½ inch from the outer (top/bottom) edges of the book.
4. Place the book on the piece of cardboard with the front cover facing down. Using the cardboard will keep the table surface from being damaged. Using a hammer, flatten the staples (flattened staples make packing and shipment of the books easier). Alternatively, you can use a pliers to flatten the staples.
5. Affix one piece of scotch tape on the back cover of the book over all 3 staples. The ends of the tape do not need to extend to the ends of the book, but do need to fully cover the staples. If the ends of the tape do extend beyond the edges of the book, please trim with a scissors.

Shipment of the Books to Hearts in Unity

Completed books can be shipped at any time to Hearts in Unity at the following address.

Hearts in Unity

P.O. Box 41

Germantown, Wisconsin 53022 USA

Once received, the books will be shipped to schools in Tanzania. Monetary donations to help offset the cost of shipping the books to Tanzania are appreciated also (\$4 per pound covers the cost of shipment from the U.S. to Tanzania). If you would like to assist with a donation towards shipping costs, please make your money order or bank check (U.S. banks only) payable to "Hearts in Unity" and include it with the books sent to our Wisconsin address.

Asante sana! Thank you for your support of the children in Tanzania through this book project.

Questions? If you have any questions, please contact us by email at hearts_in_unity@yahoo.com

**MY
BOOK OF
NUMBERS**

Kitabu changu
cha Tarakimu

My name is...
Jina langu...

I made this
book for you.

Nimetengeneza kijitabu
hiki kwa ajili yako.


**MY
BOOK OF
NUMBERS**

Kitabu changu
cha Tarakimu


My name is...
Jina langu...

I made this
book for you.


Nimetengeneza kijitabu
hiki kwa ajili yako.




jua moja
one sun




kalamu ya risasi mbili
two pencils




jua moja
one sun




kalamu ya risasi mbili
two pencils




mawingu matatu
three clouds




maua manne
four flowers




mawingu matatu
three clouds




maua manne
four flowers




nyota tano
five stars



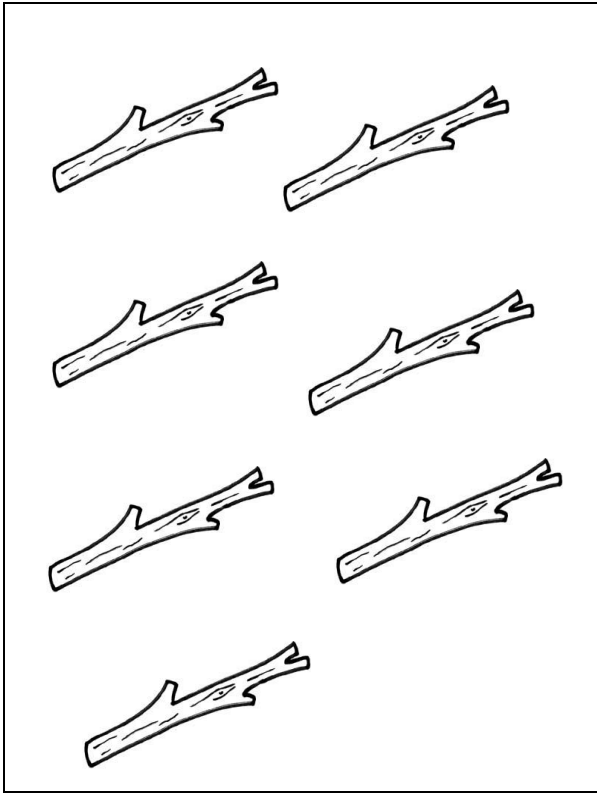
matone ya maji sita
six raindrops




nyota tano
five stars



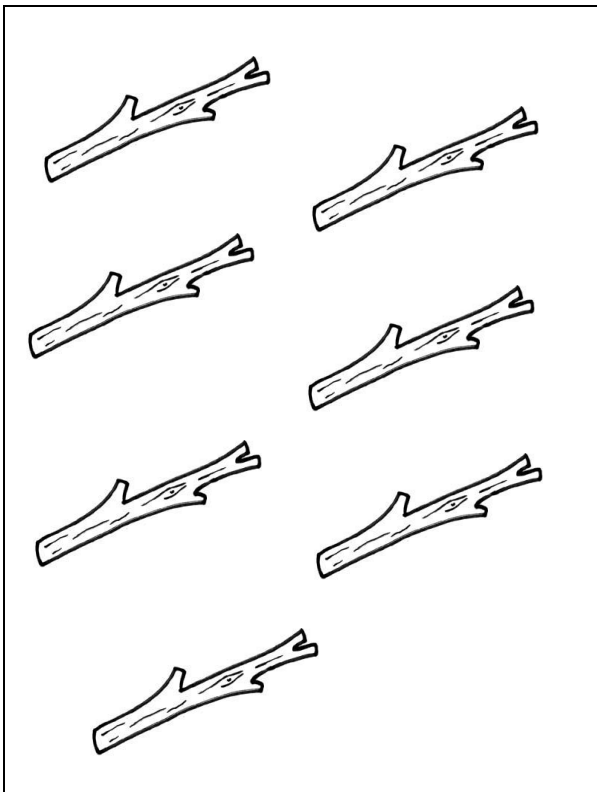
matone ya maji sita
six raindrops




fimbo saba
seven sticks



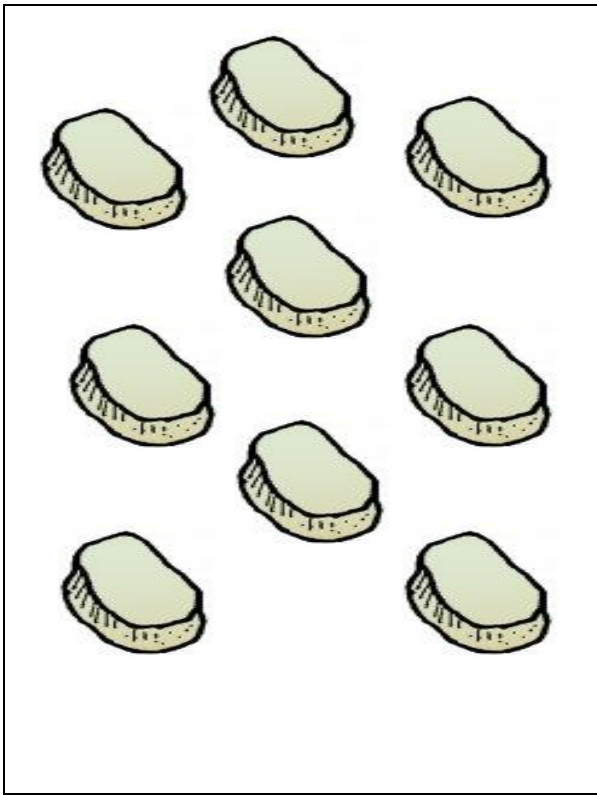
majani manane
eight leaves




fimbo saba
seven sticks



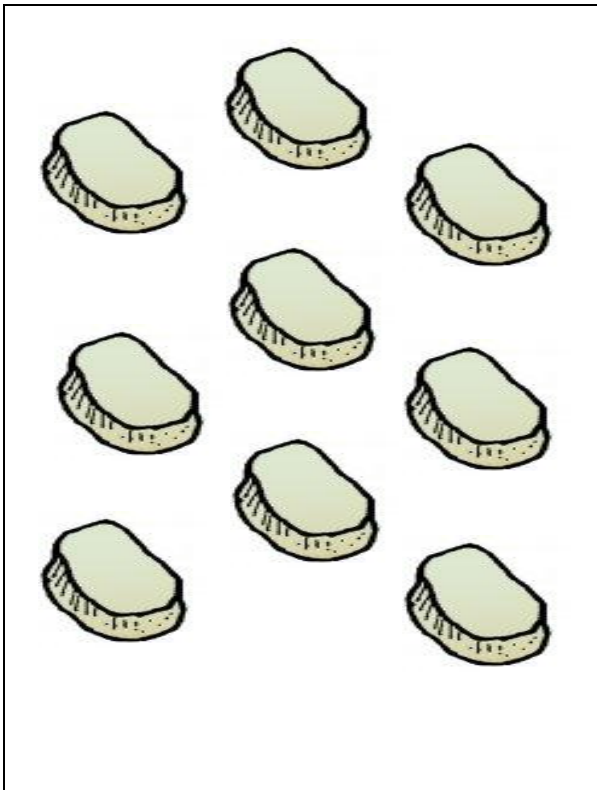
majani manane
eight leaves



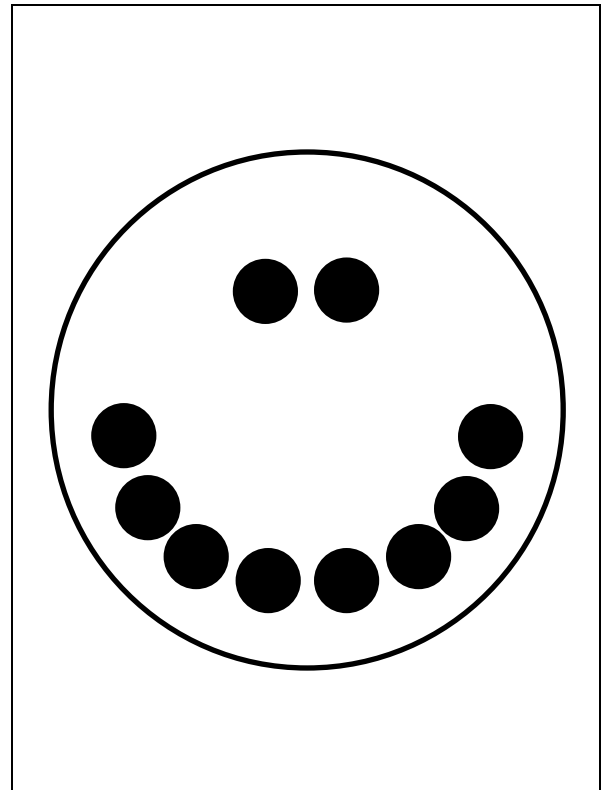
mawe tisa
nine rocks



nukta kumi (tabasamu!)
ten dots (smile!)



mawe tisa
nine rocks



nukta kumi (tabasamu!)
ten dots (smile!)